



सत्यमेव जयते

GOVERNMENT OF MIZORAM

ANNUAL FINANCIAL STATEMENT

2021 - 2022

(1st March, 2021)

[The Recommendation of His Excellency the Governor required under Article 202(1) of the Constitution of India has been obtained]

CONTENTS

SUMMARY OF FINANCIAL POSITION	-	1
STATEMENT I- CONSOLIDATED FUND OF MIZORAM		
<i>Revenue Account : Receipts</i>	-	2-5
<i>Revenue Account : Disbursements</i>	-	6-10
<i>Capital Account : Receipts</i>	-	11
<i>Capital Account : Disbursements</i>	-	12-15
STATEMENT-I(A) : Disbursements CHARGED on the Consolidated Fund of Mizoram	-	16
STATEMENT-II : Contingency Fund of Mizoram Receipts and Disbursements	-	17
STATEMENT-III : Public Accounts of Mizoram Receipts and Disbursements	-	18-19
Enclosures:		
<i>Chart No. 1: Composition of Receipts</i>	-	20
<i>Chart No. 2: Components and Sub-components of resources</i>	-	20
<i>Chart No. 3: Composition of Receipts (including Public Accounts Receipts)</i>	-	20
<i>Chart No. 4: Trends showing Share of Components of Total Expenditure</i>	-	21
<i>Chart No. 5: Object Headwise Expenditure</i>	-	21
<i>Chart No. 6: Composition of Outstanding Fiscal Liabilities</i>	-	22
<i>Chart No. 7: Trend showing Fiscal Liabilities & GSDP</i>	-	22
<i>Chart No. 8: Trend showing Percentage of Fiscal Liabilities over GSDP</i>	-	22
<i>Chart No. 9: Trends in Deficit Indicators</i>	-	23

SUMMARY OF FINANCIAL POSITION

(₹ in lakh)

Actuals 2019-20	Budget Estimates 2020-21	Revised Estimates 2020-21	Major Head of Account	Budget Estimates 2021-22
-16649.54	-54276.64	-3629.16	OPENING BALANCE	-66165.62
			A - CONSOLIDATED FUND	
			1 - Revenue Account	
965825.80	978495.93	945531.03	(i) Receipts	979580.48
945395.66	902184.90	1025392.84	(ii) Expenditure	921638.43
20430.14	76311.03	-79861.82	1 - Revenue Deficit (-) / Surplus (+)	57942.05
-137267.38	-132086.03	-141522.67	2 - Capital Account (Net)	-141744.53
			3 - Public Debt	
114768.24	88888.47	209429.58	(i) Receipts	132552.13
35392.40	36919.07	110437.15	(ii) Repayments	51445.82
79375.84	51969.40	98992.43	3 - Public Debt (Net)	81106.31
			4 - Loans & Advances	
2669.77	4115.60	4115.60	(i) Recoveries	2756.17
8195.24	310.00	310.00	(ii) Advances	60.00
-5525.47	3805.60	3805.60	4 - Loans & Advances (Net)	2696.17
			5 - Transfer to Contingency Fund (Net)	
-42986.87	0.00	-118586.46	TOTAL 'A' - CONSOLIDATED FUND (NET)	0.00
-122362.71	-51969.41	-217578.89	Fiscal Deficit (-)	-81106.31
-88050.70	-88937.03	-180526.12	Primary Deficit (-)/ Surplus (+)	-42711.98
-	-	-	B - CONTINGENCY FUND (NET)	-
			C - PUBLIC ACCOUNT	
-19357.07	1050.00	1050.00	(i) Provident Funds, etc. (Net)	6100.00
22029.92			(ii) Reserve Funds (Net)	500.00
53580.94	40000.00	40000.00	(iii) Deposits & Advances (Net)	55150.00
-12322.58	15000.00	15000.00	(iv) Suspense and Miscellaneous (Net)	
12076.04	-	-	(v) Remittances (Net)	4415.62
56007.25	56050.00	56050.00	TOTAL 'C' PUBLIC ACCOUNT (NET)	66165.62
13020.38	56050.00	-62536.46	BUDGET DEFICIT (-) / SURPLUS(+)	66165.62
-3629.16	1773.36	-66165.62	CLOSING BALANCE	0.00

STATEMENT - I
CONSOLIDATED FUND OF MIZORAM - RECEIPTS
REVENUE ACCOUNT

(₹ in lakh)

Actuals 2019-20	Budget Estimates 2020-21	Revised Estimates 2020-21	Major Head of Account	Budget Estimates 2021-22
			A - TAX REVENUE	
			I - STATE'S OWN TAX REVENUE	
			(a) State Goods and Service Tax	
53222.28	50400.00	50400.00	0006 - State Goods and Service Tax	53800.00
53222.28	50400.00	50400.00	TOTAL (a) - State Goods and Service Tax	53800.00
			(b) Taxes on Income & Expenditure	
0.53	0.22	0.22	0020 - Corporation Tax	0.24
3.90	0.22	0.22	0021 - Taxes on Income other than Corporation Tax	0.24
1533.01	1500.00	1500.00	0028 - Other Taxes on Income & Expenditure	1700.00
1537.44	1500.44	1500.44	TOTAL (b) - Taxes on Income & Expenditure	1700.48
			(c) Taxes on Property & Capital Transaction	
905.20	1500.00	1500.00	0029 - Land Revenue	1800.00
584.82	701.42	701.42	0030 - Stamps & Registration Fees	1116.34
1490.02	2201.42	2201.42	TOTAL (c) - Taxes on Property and Capital Transaction	2916.34
			(d) Taxes on Commodities & Service	
272.66	100.00	100.00	0039 - State Excise	100.00
11761.39	8100.00	8113.27	0040 - Taxes on Sale, Trade, etc.	9500.00
4065.69	3227.12	3227.12	0041 - Taxes on Vehicles	3435.84
743.78	640.00	640.00	0042 - Other Taxes on Goods & Passengers	503.00
4.92	-	-	0045 - Other Taxes & Duties on Commodities & Services	-
16848.44	12067.12	12080.39	TOTAL (d) - Taxes on Commodities & Services	13538.84
73098.18	66168.98	66182.25	TOTAL OF I - STATE'S OWN TAX REV.	71955.66
			II - DEVOLUTION OF CENTRAL TAXES & DUTIES	
			(a) Taxes on Income & Expenditure	
102894.00	122053.00	79870.00	0020 - Corporation Tax	96822.00
80625.00	113488.00	81369.00	0021 - Taxes on Income Other than Corporation Tax	98389.00
			0028 - Other Taxes on Income and Expenditure	
183519.00	235541.00	161239.00	TOTAL(a) Taxes on Income & Expenditure	195211.00
			(b) Taxes on Property and Capital and other Transactions	
5.00	-4.00	-4.00	0032 - Taxes on Wealth	-4.00
5.00	-4.00	-4.00	TOTAL (b) Taxes on Property & Cap. Transaction	-4.00
			(c) Taxes on Commodities & Services	
19129.00	24766.00	18515.00	0037 - Customs	20108.00
13300.00	16181.00	9906.00	0038 - Union Excise Duties	9738.00
-	212.00	290.00	0044 - Service Tax	205.00
191.00	-	-	0045 - Other Taxes & Duties on Commodities & Services	
32620.00	41159.00	28711.00	TOTAL (c) Taxes on Commodities & Services	30051.00
			(d) Taxes on GST	
85636.00	120100.00	88347.00	0005 - Central Tax	107524.00
-	-	-	0008 - Integrated GST	-
85636.00	120100.00	88347.00	TOTAL(d) Taxes on GST	107524.00
301780.00	396796.00	278293.00	TOTAL of II - Devolution of Central Taxes & Duties	332782.00
374878.18	462964.98	344475.25	TOTAL of 'A' Tax Revenue	404737.66

STATEMENT - I
CONSOLIDATED FUND OF MIZORAM - RECEIPTS
REVENUE ACCOUNT

(₹ in lakh)

Actuals 2019-20	Budget Estimates 2020-21	Revised Estimates 2020-21	Major Head of Account	Budget Estimates 2021-22
			B - STATE'S OWN NON-TAX REVENUE	
			(a) - Interest Receipts, Dividends & Profits	
205.23	2.65	1201.81	0047 - Other Fiscal Services	20.00
3284.09	5026.57	5026.57	0049 - Interest Receipt	5307.00
3489.32	5029.22	6228.38	TOTAL (a) - Interest Receipts, Dividends and Profits	5327.00
			(b) - Other Non-Tax Revenues	
			(i) General Services	
10.26	35.02	35.02	0051 - Public Service Commission	32.39
83.37	80.84	170.00	0055 - Police	109.26
5.03	4.04	4.04	0056 - Jails	4.36
0.00	2.97	2.97	0057 - Supplies & Disposals	3.21
143.60	180.53	180.53	0058 - Stationery & Printing	194.97
108.86	7.35	28.68	0059 - Public Works	15.00
1211.57	1095.76	1095.76	0070 - Other Administrative Services	1336.55
515.60	330.00	330.00	0071 - Contributions and Recoveries towards Pension & Other Retirement Benefits	377.60
682.36	6300.00	6300.00	0075 - Miscellaneous General Services	3559.40
2760.65	8036.51	8147.00	TOTAL (b) (i)- General Services	5632.74
			(ii) Social Services	
256.56	288.63	288.63	0202 - Education, Sports, Art & Culture	385.78
33.88	21.56	200.55	0210 - Medical & Public Health	40.88
0.00	1.34	1.34	0211 - Family Welfare	1.45
4832.28	6000.00	6000.00	0215 - Water Supply & Sanitation	6500.00
179.11	151.38	151.38	0216 - Housing	200.47
8.85	65.11	65.11	0217 - Urban Development	75.23
10.00	8.80	8.80	0220 - Information & Publicity	9.50
73.00	14.81	14.81	0230 - Labour & Employment	76.56
96.97	50.89	50.89	0235 - Social Security & Welfare	134.70
5490.65	6602.52	6781.51	TOTAL (b) (ii) - Social Services	7424.57

STATEMENT - I
CONSOLIDATED FUND OF MIZORAM - RECEIPTS
REVENUE ACCOUNT

(₹ in lakh)

Actuals 2019-20	Budget Estimates 2020-21	Revised Estimates 2020-21	Major Head of Account	Budget Estimates 2021-22
			(iii) Economic Services	
29.43	70.33	106.70	0401 - Crop Husbandry	86.18
48.49	76.38	123.10	0403 - Animal Husbandry	96.02
8.28	26.94	26.94	0404 - Dairy Development	26.94
113.20	13.20	109.87	0405 - Fisheries	121.32
493.37	500.00	500.00	0406 - Forestry & Wildlife	500.00
16.22	15.40	1047.77	0408 - Food Storage & Warehousing	16.63
24.46	275.00	275.00	0425 - Co-operation	110.00
288.28	332.97	332.97	0435 - Other Agricultural Programmes	353.21
185.18	330.00	330.00	0506 - Land Reforms	330.00
38.29	5.39	14.96	0515 - Other Rural Development Programmes	38.00
0.13	3.30	3.30	0702 - Minor Irrigation	3.56
37361.22	33000.00	49245.19	0801 - Power	62500.00
33.03	60.58	60.58	0851 - Village & Small Industries	94.78
522.74	1000.00	1000.00	0853 - Non-Ferrous Mining and Metallurgical Industries	1000.00
277.43	322.41	322.41	1053 - Civil Aviation	450.00
441.55	2000.00	2000.00	1054 - Roads & Bridges	500.00
219.65	150.00	150.00	1055 - Road Transport	150.00
0.02	1.10	1.10	1425 - Other Scientific Research	1.19
306.77	350.00	350.00	1452 - Tourism	350.00
0.00	0.11	0.11	1456 - Civil Services	0.12
86.17	105.61	105.61	1475 - Other General Economics Services	114.07
40493.91	38638.72	56105.61	TOTAL (b)(iii)-Economics Services	66842.02
48745.21	53277.75	71034.12	TOTAL (b)-Other Non-Tax Revenues	79899.34
52234.53	58306.97	77262.50	TOTAL 'B' Non-Tax Revenues	85226.34
125332.71	124475.95	143444.75	TOTAL of State's Own Revenues Receipts (A(I) + (B))	157182.00
427112.71	521271.95	421737.75	TOTAL-REVENUE RECEIPTS, TAX AND NON- TAX (A+B)	489964.00

STATEMENT - I
CONSOLIDATED FUND OF MIZORAM - RECEIPTS
REVENUE ACCOUNT

(₹ in lakh)

Actuals 2019-20	Budget Estimates 2020-21	Revised Estimates 2020-21	Major Head of Account	Budget Estimates 2021-22
			C-GRANTS-IN-AID & CONTRIBUTIONS	
			1601 - Grants-in-aid from Central Government	
			06 - Grants for Centrally Sponsored Scheme	
201262.26	182880.34	275835.53	101 - Central Assistance	243351.77
707.08	869.48	869.48	a) Modernisation of Police Force	869.48
	110.00	110.00	b) Home Guards Reimbursement	110.00
100.00	3769.23	3769.23	c) Election Reimbursement	4523.28
	260.00	260.00	d) Sainik Reimbursement	260.00
43.25	60.00	58.10	e) National Service Scheme	53.95
510.00	2200.00	2200.00	f) RKVY	1000.00
3080.37	4039.29	4107.46	g) BADP	4072.00
1134.49	2500.00	2500.00	h) AIBP/FMP	4500.00
1033.27	2414.00	2434.31	i) NSAP	1332.92
194653.80	166658.34	259526.95	j) Others	226630.14
9134.91	20458.27	20458.27	102 - EAP	13687.34
210397.17	203338.61	296293.80	TOTAL: 06 Centrally Sponsored Schemes	257039.11
			07 - Finance Commission Grant	
271586.00	142200.00	142200.00	101 - Post Devolution Rev. Deficit Grant	179000.00
4486.50	13800.00	13800.00	103 - Grants for ULB & RLB	10300.00
1800.00	4700.00	4700.00	104 - GIA for State Disaster Response Fund	4700.00
-	54600.00	-	105 - Special Grants	-
277872.50	215300.00	160700.00	TOTAL: 07 Grants for Finance Commission Grant	194000.00
			08 - Other Transfer/Grants to States	
11334.62	10000.00	10000.00	102 - NLCPR/NESIDS	10000.00
17711.58	25000.00	25000.00	103 - Schemes for NE Council	25000.00
4321.83	1585.37	2759.48	104 - Welfare of ST Grants under Prov. to Art. 275(1)	1577.37
-	-	-	106 - Grants towards contribution to NDRF	-
3492.36	2000.00	2375.00	108 - Grants from Central Road fund	2000.00
111.76	-	-	110 - Grants to cover gap in Resources	-
-	-	-	111 - Grants to meet Revenue Deficit	-
13471.27	-	26665.00	113 - Special Assistance	-
50443.42	38585.37	66799.48	TOTAL: 08 Other Transfer/Grants to States	38577.37
538713.09	457223.98	523793.28	TOTAL 'C' GRANTS-IN-AID & CONTRIBUTIONS	489616.48
965825.80	978495.93	945531.03	TOTAL REVENUE RECEIPTS (A+B+C)	979580.48

STATEMENT - I
CONSOLIDATED FUND OF MIZORAM - DISBURSEMENTS
REVENUE ACCOUNT

(₹ in lakh)

Actuals 2019-20	Budget Estimates 2020-21	Revised Estimates 2020-21	Major Head of Account	Budget Estimates 2021-22
			A - GENERAL SERVICES	
			(a) Organs of State	
2849.12	3061.12	3061.12	2011 - Parliament/State/Union Territory Legislatures	3139.46
883.49	852.03	900.40	2012 - President/Vice President/Governor/ Administrator of Union Territories	921.20
428.37	494.13	500.13	2013 - Council of Ministers	451.53
4335.14	3801.04	4112.79	2014 - Administration of Justice	3743.29
3160.30	876.88	1705.97	2015 - Election	907.96
11656.42	9085.20	10280.41	TOTAL 'A' (a)	9163.44
			(b) Fiscal Services	
			(i) Collection of Taxes on Property & Capital	
-	-	-	2020 - Collection of Taxes on Income & Expdr.	
2487.49	3467.39	3507.39	2029 - Land Revenue	2576.79
64.26	59.21	65.21	2030 - Stamps & Registration	53.18
			(ii) Collection of Taxes on Commodities & Services	
3748.24	4616.62	4628.72	2039 - State Excise	4034.49
2061.62	2161.72	2209.54	2040 - Taxes on Sales, Trade etc.	2282.87
1320.50	1497.65	1500.65	2041 - Taxes on Vehicles	2769.97
-	-	-	2043 - Collection Charges under State Goods and Service Taxes	
			(iii) Other Fiscal Services	
180.71	206.19	220.24	2047 - Other Fiscal Services	189.91
9862.82	12008.78	12131.75	TOTAL 'A' (b)	11907.21
			(c) Interest Payment & Servicing of Debt.	
700.00	4400.00	4400.00	2048 - Appropriation for Reduction or avoidance of Debt	3504.00
34312.01	36967.62	37052.77	2049 - Interest Payments	38394.33
35012.01	41367.62	41452.77	TOTAL 'A' (c)	41898.33

STATEMENT - I
CONSOLIDATED FUND OF MIZORAM - DISBURSEMENTS
REVENUE ACCOUNT

(₹ in lakh)

Actuals 2019-20	Budget Estimates 2020-21	Revised Estimates 2020-21	Major Head of Account	Budget Estimates 2021-22
			(d) Administrative Services	
844.96	834.39	874.13	2051 - Public Service Commission	847.74
18973.43	17621.04	16160.25	2052 - Secretariat General Services	16106.75
5706.55	6791.76	7107.96	2053 - District Administration	5558.19
3480.63	3345.80	3636.12	2054 - Treasury & Accounts Administration	3416.63
64207.25	71554.64	73420.93	2055 - Police	67259.22
3058.24	3094.49	3159.84	2056 - Jails	3209.00
43.94	67.47	67.47	2057 - Supplies & Disposals	72.05
1470.56	1579.94	1616.13	2058 - Stationery & Printing	1472.06
6772.13	7268.55	7324.42	2059 - Public Works	7146.80
829.87	296.84	321.95	2062 - Vigilance (Mizoram Lokayukta)	194.38
10652.68	20320.05	32017.61	2070 - Other Administrative Services	17778.40
116040.24	132774.97	145706.81	TOTAL 'A' (d)	123061.22
			(e) Pension & Miscellaneous Genl.	
143250.31	114529.45	117146.95	2071 - Pension and Other Retirement benefits	112464.97
319.89	241.61	280.45	2075 - Misc. Genl. Services	215.15
143570.20	114771.06	117427.40	TOTAL 'A' (e)	112680.12
316141.69	310007.63	326999.14	TOTAL 'A' - GENERAL SERVICES	298710.32
			B - SOCIAL SERVICES	
			(a) Education, Sports, Art & Culture	
155824.33	181313.13	193407.90	2202 - General Education	177243.27
<i>125105.37</i>	<i>151466.20</i>	<i>156785.06</i>	<i>(a) School Education</i>	<i>148917.47</i>
<i>3626.61</i>	<i>3998.08</i>	<i>5842.88</i>	<i>(b) SCERT</i>	<i>4116.23</i>
<i>21396.97</i>	<i>25550.42</i>	<i>26043.26</i>	<i>(c) University & Higher Education</i>	<i>23901.78</i>
<i>5695.38</i>	<i>298.43</i>	<i>4736.70</i>	<i>(d) Mizoram Scholarship Board</i>	<i>307.79</i>
1493.56	1643.78	1644.13	2203 - Technical Education	1694.40
3231.86	2739.53	2963.46	2204 - Sports & Youth Services	2561.31
1339.31	1508.50	1508.50	2205 - Arts & Culture	1291.93
161889.06	187204.94	199523.99	TOTAL 'B' (a)	182790.91
			(b) Health & Family Welfare	
50812.83	58476.94	67818.34	2210 - Medical & Public Health	55372.85
<i>29702.80</i>	<i>34139.89</i>	<i>40468.57</i>	<i>a) Health Services</i>	<i>35272.86</i>
<i>21084.17</i>	<i>24315.96</i>	<i>27057.40</i>	<i>b) Hospital & Medical Education</i>	<i>19357.75</i>
<i>25.86</i>	<i>21.09</i>	<i>292.37</i>	<i>c) AYUSH</i>	<i>742.24</i>
4378.53	4155.45	4478.48	2211 - Family Welfare	4224.51
<i>4273.56</i>	<i>4033.55</i>	<i>4356.58</i>	<i>a) Health Services</i>	<i>4102.61</i>
<i>104.97</i>	<i>121.90</i>	<i>121.90</i>	<i>b) Hospital & Medical Education</i>	<i>121.90</i>
55191.36	62632.39	72296.82	TOTAL 'B' (b)	59597.36

STATEMENT - I
CONSOLIDATED FUND OF MIZORAM - DISBURSEMENTS
REVENUE ACCOUNT

(₹ in lakh)

Actuals 2019-20	Budget Estimates 2020-21	Revised Estimates 2020-21	Major Head of Account	Budget Estimates 2021-22
			(c) Water Supply, Sanitation, Housing and Urban Development.	
23584.60	21332.62	22730.63	2215 - Water Supply & Sanitation	21601.15
4370.99	1118.50	1453.74	2216 - Housing	1275.78
100.62	110.50	110.50	a) LAD	84.31
1021.67	100.00	130.50	b) PWD	100.00
3248.70	908.00	1212.74	c) Rural Development	1091.47
20291.91	12193.22	19980.91	2217 - Urban Development	32260.69
339.83	383.71	383.71	a) LAD	344.35
19952.08	11809.51	19597.20	b) UD&PA	31916.34
48247.50	34644.34	44165.28	TOTAL 'B' (c)	55137.62
			(d) Information & Broadcasting	
1417.64	1277.35	1321.35	2220 - Information & Publicity	1213.08
1417.64	1277.35	1321.35	TOTAL 'B' (d)	1213.08
			(e) Welfare of SC/ST & Other Backward - Classes	
46606.56	45106.49	46310.67	2225 - Welfare of SC/ST & Other Backward Classes	45106.49
46606.56	45106.49	46310.67	TOTAL 'B' (e)	45106.49
			(f) Labour & Employment	
3698.10	3210.35	3444.12	2230 - Labour & Employment	3134.56
3698.10	3210.35	3444.12	TOTAL 'B' (f)	3134.56
			(g) Social Welfare & Nutrition	
17385.27	15148.31	23011.38	2235 - Social Security & Welfare	13290.58
1065.11	706.63	2015.93	2236 - Nutrition	722.25
3490.21	5050.00	5779.94	2245 - Relief on account of Natural Calamities	5250.00
21940.59	20904.94	30807.25	TOTAL 'B' (g)	19262.83
			(h) Others	
-	-	-	2250 - Other Social Services	-
282.73	351.17	351.17	2251 - Secretariat Social Services	298.72
282.73	351.17	351.17	TOTAL 'B' (h)	298.72
339273.54	355331.97	398220.65	TOTAL 'B'-SOCIAL SERVICES	366541.57

STATEMENT - I
CONSOLIDATED FUND OF MIZORAM - DISBURSEMENTS
REVENUE ACCOUNT

(₹ in lakh)

Actuals 2019-20	Budget Estimates 2020-21	Revised Estimates 2020-21	Major Head of Account	Budget Estimates 2021-22
			C - ECONOMIC SERVICES	
			(a) Agriculture & Allied Activities	
15061.72	16996.92	18511.96	2401 - Crop Husbandry (a) (Agri.)	17062.31
9327.86	9133.19	10523.10	2401 - Crop Husbandry (b) (Horti.)	8978.49
2177.08	2230.91	2429.53	2402 - Soil & Water Conservation	2141.38
9689.79	7625.07	8852.07	2403 - Animal Husbandry	7794.83
131.28	496.37	496.40	2404 - Dairy Development	148.47
2388.51	1070.74	1406.18	2405 - Fisheries	988.25
11023.56	22084.16	24900.72	2406 - Forestry & Wildlife	21636.04
5685.58	24355.38	24613.69	2408 - Food Storage & Warehousing	24156.13
1542.15	688.25	1505.35	2415 - Agri. Research & Education	1360.44
1432.34	1593.75	1632.67	2425 - Co-operation	1494.60
730.04	735.63	765.63	2435 - Other Agricultural Programme	789.13
59189.91	87010.37	95637.30	TOTAL 'C' (a)	86550.07
			(b) Rural Development	
10337.30	4907.48	13951.11	2501 - Rural Dev. (Special Prog.)	11947.44
9828.47	22462.00	27299.70	2505 - Rural Employment	22584.28
444.60	498.84	564.84	2506 - Land Reforms	410.60
5236.70	4492.79	7248.44	2515 - Other Rural Dev. Programme	4150.13
25847.07	32361.11	49064.09	TOTAL 'C' (b)	39092.45
			(c) Special Areas Programme	
-	-	-	2552 - North Eastern Areas	-
9424.37	10039.29	10384.86	2575 - Other Special Areas Programme	10072.00
9424.37	10039.29	10384.86	TOTAL 'C' (c)	10072.00
			(d) Irrigation & Flood Control	
-	-	-	2701 - Major & Medium Irrigation	-
1325.37	1466.72	1510.45	2702 - Minor Irrigation	1346.44
0.15	0.15	0.15	2705 - Command Area Development	0.15
1325.52	1466.87	1510.60	TOTAL 'C' (d)	1346.59
			(e) ENERGY	
-	-	-	2501 - IREP	-
73864.33	54315.38	84503.04	2801 - Power Energy	69740.29
-	-	-	2810 - Non-Conventional Energy	-
73864.33	54315.38	84503.04	TOTAL 'C' (e)	69740.29

STATEMENT - I
CONSOLIDATED FUND OF MIZORAM - DISBURSEMENTS
REVENUE ACCOUNT

(₹ in lakh)

Actuals 2019-20	Budget Estimates 2020-21	Revised Estimates 2020-21	Major Head of Account	Budget Estimates 2021-22
			(f) Industry and Minerals	
5042.59	6780.53	7204.48	2851 - Village & Small Industries	6064.76
1951.16	2054.39	2626.70	2851 - Sericulture	2003.50
194.12	226.33	226.33	2852 - Industries	226.83
734.21	749.10	780.18	2853 - Non-Ferrous Mining etc.	724.46
7922.08	9810.35	10837.69	TOTAL 'C' (f)	9019.55
			(g) Transport	
1340.67	385.14	1064.73	3053 - Civil Aviation	382.40
98375.16	46874.27	51761.24	3054 - Roads & Bridges	46664.90
3026.64	3346.74	3346.74	3055 - Road Transport	3120.47
79.81	113.47	113.47	3056 - Inland Water Transport	109.50
102822.28	50719.62	56286.18	TOTAL 'C' (g)	50277.27
			(h) Communication	
975.76	469.20	477.02	3275 - Other Communication Services	459.27
975.76	469.20	477.02	TOTAL OF 'C' (h)	459.27
			(i) Science, Technology & Environment	
720.91	744.82	932.01	3425 - Other Scientific Research	702.44
132.93	159.32	159.32	3435 - Ecology & Environments	161.55
853.84	904.14	1091.33	TOTAL OF 'C' (i)	863.99
			(j) General Economic Services	
2193.78	1634.60	1747.85	3451 - Secretariat Economic Services	1380.20
1258.16	1095.57	1186.41	3452 - Tourism	1089.78
1518.84	1403.17	1687.91	3454 - Census Survey & Statistic	1475.71
2326.95	3055.62	3091.14	3456 - Civil Supplies	2701.00
457.54	586.61	694.23	3475 - Other General Economic Services	518.37
7755.27	7775.57	8407.54	TOTAL 'C' (j)	7165.06
289980.43	254871.90	318199.65	TOTAL 'C' ECONOMIC SERVICES	274586.54
945395.66	920211.50	1043419.44	TOTAL - REVENUE DISBURSEMENT (GROSS)	939838.43
	18026.60	18026.60	<i>Deduct: Stock Recoveries</i>	18200.00
	100.00	100.00	2058 - Printing & Stationery Department	100.00
	100.00	100.00	2059 - Public Works Department	100.00
	-	-	2215 - Public Health Engineering Department	-
	17826.60	17826.60	2408 - Food, Storage & Warehousing	18000.00
	-	-	2810 - Power & Electricity Department	-
945395.66	902184.90	1025392.84	Total : Revenue Disbursement NET	921638.43

STATEMENT - I
CONSOLIDATED FUND OF MIZORAM - RECEIPTS
CAPITAL ACCOUNT

(₹ in lakh)

Actuals 2019-20	Budget Estimates 2020-21	Revised Estimates 2020-21	Major Head of Account	Budget Estimates 2021-22
			E - PUBLIC DEBT	
			6003 - Internal Debt of the State Govt.	
90064.10	68000.00	94400.00	101 - Market Loans	100000.00
-	-	-	103 - Loans from LIC of India	
15987.15	17000.00	18046.11	105 - Loans from NABARD	17000.00
-	-	-	106 - Compensation & Other Bonds	
-	1000.00	1000.00	108 - Loans from NCDC	1000.00
-	-	-	109 - Loans from Other Institutions	
-	500.00	500.00	(a) REC	500.00
-	-	-	(b) HUDCO	
-	1000.00	1000.00	(c) PFC	1000.00
7229.00	3.00	73098.00	110 - W&MA from the Reserve Bank of India	10000.00
-			111 - Special Securities issued to NSSF of the Central Government	
-	-	-	800 - Other Loans	-
113280.25	87503.00	188044.11	TOTAL (6003) INTERNAL DEBT OF STATE GOVERNMENT	129500.00
			6004 - Loans & Advances from the Central Govt.	
			09 - Loans for State/UT with Legislature Schemes	
1014.99	1385.47	1385.47	101 - Block Loans	3052.13
473.00	-	-	102 - Scheme of North Eastern Council	-
		20000.00	106 - Special Assistance	-
1487.99	1385.47	21385.47	TOTAL (6004) LOANS & ADVANCES FROM THE CENTRAL GOVERNMENT	3052.13
114768.24	88888.47	209429.58	TOTAL 'E' PUBLIC DEBT	132552.13
			F - LOANS & ADVANCES (RECOVERIES)	
-	0.12	0.12	6202 - Loans for Education, Sports, Art & Culture	0.12
-	0.12	0.12	6210 - Loans for Medical & Public Health	0.12
-	0.12	0.12	6212 - Loans for Nutrition	0.12
170.90	1663.20	1663.20	6216 - Loans for Housing	170.00
-	1.19	1.19	6217 - Loans for Urban Development	1.19
231.43	95.04	95.04	6425 - Loans for Co-operation	230.00
1.63	2.38	2.38	6552 - Loans for NEA	2.38
-	1.19	1.19	6851 - Loans for Village & Small Industries	-
2265.81	2352.24	2352.24	7610 - Loans for Govt. Servants etc.	2352.24
2669.77	4115.60	4115.60	TOTAL 'F' LOANS & ADVANCES	2756.17
117438.01	93004.07	213545.18	TOTAL CAPITAL RECEIPTS (E&F)	135308.30
965825.80	978495.93	945531.03	REVENUE RECEIPTS BROUGHT FORWARD	979580.48
1083263.81	1071500.00	1159076.21	TOTAL - CONSOLIDATED FUND OF THE STATE (RECEIPTS)	1114888.78

STATEMENT - I
CONSOLIDATED FUND OF MIZORAM - DISBURSEMENTS
CAPITAL ACCOUNTS

(₹ in lakh)

Actuals 2019-20	Budget Estimates 2020-21	Revised Estimates 2020-21	Major Head of Account	Budget Estimates 2021-22
			A - CAPITAL ACCOUNT OF GENERAL SERVICES	
-	97300.00	2112.90	4047 - C.O. Other Fiscal Services	93000.00
564.03			4055 - C.O. on Police	
-	-	-	4058 - C.O. on Stationery & Printing	
8731.37		3616.47	4059 - C.O. on Public Works	
-	-	-	4059 - C.O. on Public Works (L&J)	
-	-	-	4059 - C.O. on Land Revenue & Settlement	
-	-	-	4059 - C.O. on MPSC	
227.04		34.26	4070 - C.O. on Other Admn. Services	
9522.44	97300.00	5763.63	TOTAL 'A' CAPITAL ACCOUNTS OF - GENERAL SERVICES	93000.00
			B - CAPITAL ACCOUNT OF SOCIAL SERVICES	
			(a) Education, Sports, Art & Culture	
2730.87	500.00	4076.72	4202 - C.O. on Education	
2730.87	500.00	4076.72	TOTAL 'B' (a)	0.00
			(b) Health & Family Welfare	
3129.34	-	5759.49	4210 - C.O. on Medical & Public Health	2776.26
			(c) Water Supply & Sanitation, Housing Development	
15133.43	1462.55	26482.78	4215 - C.O. on Water Supply & Sanitation	24798.80
141.39	-	54.82	4216 - C.O. on Housing	
31985.11	8612.28	10565.29	4217 - C.O. on Urban Development	10712.28
50389.27	10074.83	42862.38	TOTAL 'B' (b) & (c)	38287.34
			(d) Information & Broadcasting	
288.89	-	500.00	4220 - C.O. on Information & Publicity	
-	-	10414.28	4225 - C.O. on Welfare of SC.ST & OBC	
5828.04		5494.33	4235 - C.O. on Social Security & Welfare	2900.00
6116.93	0.00	16408.61	TOTAL 'B' (d)	2900.00
			(h) Capital Account of Others Social Services	
900.00			4250 - C.O. on Other Social Services	
60137.07	10574.83	63347.71	TOTAL 'B' CAPITAL ACCOUNT OF - SOCIAL SERVICES	41187.34
			C - CAPITAL ACCOUNT OF ECONOMIC SERVICES	
			(a) Capital Accounts of Agriculture & Allied Activities	
	-	1322.00	4401 - C.O. on Crop Husbandry	-
1910.00		591.29	4401 - C.O. on Horticulture	
89.30	-	-	4402 - C.O. on Soil & Water Conservation	-
713.99	-	808.72	4403 - C.O. on Animal Husbandry	-
-	-	-	4405 - C.O. on Fisheries	-
-	-	-	4406 - C.O. on Forestry & Wildlife	-
9219.36		1082.04	4408 - C.O. on Food Storage & Warehousing	
		831.88	4415 - C.O. on Agricultural Research & Education	
202.30		15.00	4425 - C.O. on Co-operation	
587.07	-	2415.10	4435 - C.O. on Other Agricultural Prog.	-
12722.02	0.00	7066.03	TOTAL 'C' (a)	0.00

STATEMENT - I
CONSOLIDATED FUND OF MIZORAM - DISBURSEMENTS
CAPITAL ACCOUNTS

(₹ in lakh)

Actuals 2019-20	Budget Estimates 2020-21	Revised Estimates 2020-21	Major Head of Account	Budget Estimates 2021-22
			(b) Capital Account on Rural Dev.	
-	-	-	4506 - C.O. on Land Reforms	
979.24	-	295.31	4515 - C.O. on Rural Development	
			(c) Capital Account on Special Areas	
-	-	-	4552 - C.O. on North Eastern Areas	
			4575 - C.O. on Other Special Areas Prog.	
			(d) Capital Accounts on Irrigation & Flood- Control.	
1634.72	2500.00	3657.52	4702 - C.O. on Minor Irrigation	4500.00
-	-	-	4711 - C.O. on Flood Control Project	
2613.96	2500.00	3952.83	TOTAL 'C' (b), (c) & (d)	4500.00
			(e) Capital Accounts of Energy	
12882.08		5391.79	4801 - C.O. on Power Project	732.19
			(f) Capital Accounts on Industry	
31.00	-	6.00	4851 - C.O. on Vill. & Small Industries	
			(g) Capital Accounts on Transport	
800.05	-	4532.37	5053 - C.O. on Civil Aviation	
37648.17	21386.20	50523.07	5054 - C.O. on Road & Bridges	2000.00
690.00	-	185.24	5055 - C.O. on Road Transport	
-	-	-	5056 - C.O. on Inland Water Transport	
52051.30	21386.20	60638.47	TOTAL 'C' (e), (f) & (g)	2732.19
			(h) Capital Account on Tourism	
34.60	-	224.00	5452 - C.O. on Tourism	
185.99	325.00	530.00	5475 - C.O. on other General Economic Services	325.00
220.59	325.00	754.00	TOTAL 'C' (h)	325.00
67607.87	24211.20	72411.33	TOTAL OF 'C' ECONOMIC SERVICES	7557.19
137267.38	132086.03	141522.67	TOTAL OF CAPITAL OUTLAY (GROSS)	141744.53
			DEDUCT RECOVERIES	
			4408 - C.O. on food storage and warehousing	
137267.38	132086.03	141522.67	TOTAL OF CAPITAL ACCOUNT (NET)	141744.53

STATEMENT - I
CONSOLIDATED FUND OF MIZORAM - DISBURSEMENTS
CAPITAL ACCOUNT

(₹ in lakh)

Actuals 2019-20	Budget Estimates 2020-21	Revised Estimates 2020-21	Major Head of Account	Budget Estimates 2021-22
			E - PUBLIC DEBT	
			6003 - Internal Debt of the State Govt.	
15529.00	26665.00	26665.00	101 - Market Loans	30000.00
2257.17	2159.75	2159.75	103 - Loans from LIC of India	1761.69
5514.34	3357.04	3754.67	105 - Loan from NABARD	5363.49
-	-	-	106 - Compensation and Other Bonds	
637.20	686.32	686.32	108 - Loans from NCDC	615.20
			109 - Loans from other institutions	
329.54	329.54	329.54	(a) REC	250.00
-	-	-	(b) HUDCO	
	0.10	24.55	(c) PFC	59.44
7229.00	3.00	73099.00	110 - W&MA from RBI	10000.00
1701.38	1318.32	1318.32	111 - Special Securities issued to NSSF of the Central Government	896.00
33197.63	34519.07	108037.15	TOTAL (6003) INTERNAL DEBT OF STATE GOVERNMENT	48945.82
			6004 - Loans & Advances from the Central Govt.	
			01 - Non-Plan Loans	
	-	-	201 - House Building Advances	
	-	-	800 - Other Loans	
			02 - Loans for State/ Union Territory Plan Schemes	
2194.77	2400.00	2400.00	101 - Block Loans	2500.00
			04 - Loans for Centrally Sponsored Schemes	
-	-	-	800 - Other Loans	
			05 - Loans for Special Schemes	
-	-	-	101 - Schemes of NEC	
2194.77	2400.00	2400.00	TOTAL (6004) LOANS & ADVANCES FROM THE CENTRAL GOVERNMENT	2500.00
35392.40	36919.07	110437.15	TOTAL 'E' PUBLIC DEBT	51445.82

STATEMENT - I
CONSOLIDATED FUND OF MIZORAM - DISBURSEMENTS
CAPITAL ACCOUNT

(₹ in lakh)

Actuals 2019-20	Budget Estimates 2020-21	Revised Estimates 2020-21	Major Head of Account	Budget Estimates 2021-22
			F - LOANS AND ADVANCES	
	-	-	6202 - Loans for Education	
	-	-	6210 - Loans for Medical & Public Health	
	-	-	6212 - Loans for Nutrition	
	-	-	6216 - Loans for Housing	
	-	-	6217 - Loans for Urban Development	
67.50	-	-	6425 - Loans for Co-operation	
	-	-	6552 - Loans for NEA	
	-	-	6851 - Loans for Village & Small Industries	
8127.74	310.00	310.00	7610 - Loans for Govt. Servants etc.	60.00
8195.24	310.00	310.00	TOTAL 'F' LOANS & ADVANCES	60.00
			H - TRANSFER TO CONTINGENCY FUND	
-	-	-	7999 - Appropriation to the Contingency Fund	-
-	-	-	TOTAL 'H' TRANSFER TO CONTINGENCY FUND	-
43587.64	37229.07	110747.15	TOTAL ('E' + 'F' + 'H')	51505.82
180855.02	169315.10	252269.82	TOTAL - CAPITAL DISBURSEMENTS (Net of Recoveries) E+F+H+Capital Acct. (NET)	193250.35
			Deduct Advances from Contingency Fund	
180855.02	169315.10	252269.82	CAPITAL DISBURSEMENT (Net of Advances from Contingency Fund)	193250.35
945395.66	902184.90	1025392.84	REVENUE DISBURSEMENTS (Brought Forward)(Net)	921638.43
1126250.68	1071500.00	1277662.66	TOTAL-CONSOLIDATED FUND OF THE STATE (DISBURSEMENTS) (Net)	1114888.78
			Add: Advances from Contingency Fund	
1126250.68	1071500.00	1277662.66	TOTAL: CONSOLIDATED FUND OF THE STATE (Net of Stock Recoveries)	1114888.78
0.00	18026.60	18026.60	Add: Stock Recoveries + Advances from Contingency Fund	18200.00
1126250.68	1089526.60	1295689.26	TOTAL CONSOLIDATED FUND OF THE STATE (Disbursements) (Gross)	1133088.78

STATEMENT - I (A)
DISBURSEMENT CHARGED ON THE CONSOLIDATED
FUND OF MIZORAM

(₹ in lakh)

Actuals 2019-20	Budget Estimates 2020-21	Revised Estimates 2020-21	Major Head of Account	Budget Estimates 2021-22
			REVENUE DISBURSEMENT (CHARGED)	
95.79	124.64	124.64	State Legislature	109.64
853.32	821.43	869.80	Governor	890.60
1033.78	1061.22	1073.22	Administration of Justice	1070.20
-	296.84	321.95	Vigilance	194.38
874.96	834.39	874.13	Public Service Commission	847.74
700.00	4400.00	4400.00	Appropriation for reduction or avoidance of Debt.	3504.00
34312.01	36967.62	37052.77	Interest Payment	38394.33
37869.86	44506.14	44716.51	TOTAL - DISBURSEMENT REVENUE ACCOUNT (CHARGED)	45010.89
			CAPITAL DISBURSEMENT (CHARGED)	
33197.63	34519.07	108037.15	Internal Debt of the State	48945.82
2194.77	2400.00	2400.00	Loans & Advance from Govt. of India.	2500.00
35392.40	36919.07	110437.15	TOTAL - DISBURSEMENT CAPITAL ACCOUNT (CHARGED)	51445.82
73262.26	81425.21	155153.66	TOTAL - DISBURSEMENT (CHARGED)	96456.71

STATEMENT - II
CONTINGENCY FUND OF MIZORAM - RECEIPTS

(₹ in lakh)

Actuals 2019-20	Budget Estimates 2020-21	Revised Estimates 2020-21	Major Head of Account	Budget Estimates 2021-22
			8000 - Contingency Fund 201 - Appropriation from Consolidated Fund	
-	-	-	a) Transfer from Consolidated Fund of the State	-
-	-	-	b) Recoveries of Advances of Contingency Fund	-
-	-	-	TOTAL RECEIPTS	-

STATEMENT - II
CONTINGENCY FUND OF MIZORAM - DISBURSEMENTS

(₹ in lakh)

Actuals 2019-20	Budget Estimates 2020-21	Revised Estimates 2020-21	Major Head of Account	Budget Estimates 2021-22
			8000 - Contingency Fund	
-	-	-	1) Advances from Contingency Fund	-
-	-	-	TOTAL DISBURSEMENTS	-

STATEMENT - III
PUBLIC ACCOUNT - RECEIPTS

(₹ in lakh)

Actuals 2019-20	Budget Estimates 2020-21	Revised Estimates 2020-21	Major Head of Account	Budget Estimates 2021-22
			PUBLIC ACCOUNT RECEIPTS	
			I - SMALL SAVING, PROVIDENT FUND ETC.	
70492.23	95000.00	95000.00	8009 - State Provident Funds	96000.00
1599.30	1800.00	1800.00	8011 - Insurance & Pension Funds	1800.00
72091.53	96800.00	96800.00	TOTAL 'I' SMALL SAVING -PROVIDENT FUNDS ETC.	97800.00
			J - RESERVE FUNDS	
			(a) Reserve Funds bearing interest	
24198.48	4000.00	4000.00	8121 - General and other Reserve Funds	4000.00
			(b) Reserve Funds not bearing interest	
	3700.00	3700.00	8222 - Sinking Funds	3304.00
700.00	700.00	700.00	8235 - General and other Reserve Funds	200.00
24898.48	8400.00	8400.00	TOTAL OF 'J' RESERVE FUNDS	7504.00
			K - DEPOSITS AND ADVANCES	
			(a) Deposits bearing interest	
21298.48	-	-	8336 - Civil Deposits	-
-	-	-	8342 - Other Deposits	-
-	-	-	8338 - Deposits of Local Funds	-
			(b) Deposits not bearing interest	
194660.17	120000.00	120000.00	8443 - Civil Deposits	155000.00
			8448 - Deposits of Local Funds	-
			8449 - Other Deposits	200.00
			(c) Advances	
845.14	1000.00	1000.00	8550 - Civil Advances	1000.00
216803.79	121000.00	121000.00	TOTAL 'K' DEPOSITS & ADVANCES	156200.00
			L - SUSPENSE AND MISCELLANEOUS	
4960.40	100.00	100.00	8658 - Suspense Accounts	100.00
	-	-	8670 - Cheques & Bills	-
2753.33			8671 - Departmental Balances	-
1130238.00	900000.00	900000.00	8673 - Cash Balance Investment Account	900000.00
			8674 - Security Deposits made by Govt.	-
	1000.00	1000.00	8675 - Deposits with Reserve Bank	1000.00
	1.00	1.00	8679 - Accounts with Governments of other Countries	1.00
1137951.73	901101.00	901101.00	TOTAL 'L' SUSPENSE AND MISCELLANEOUS	901101.00
			M - REMITTANCES	
			(a) Money orders & other Remittance	
306587.55	200000.00	200000.00	8782 - Cash Remittances & Adjustments between officers rendering accounts to the same Account Officer	250000.00
			(b) Inter-Govt. Adjustment Accounts	
-			8786 - Adjustment Account between Central and State Govt.	
992.78	500.00	500.00	8793 - Inter-State Suspense Account	800.00
307580.33	200500.00	200500.00	TOTAL 'M' REMITTANCES	250800.00
1759325.86	1327801.00	1327801.00	TOTAL - PUBLIC ACCOUNT RECEIPTS	1413405.00
2842589.67	2399301.00	2486877.21	TOTAL RECEIPTS (STATEMENT I+II+III)	2528293.78
-16649.54	-54276.64	-3629.16	8999 - Cash Balance (Opening)	-66165.62
2825940.13	2345024.36	2483248.05	GRAND TOTAL	2462128.16

STATEMENT - III
PUBLIC ACCOUNT - DISBURSEMENT

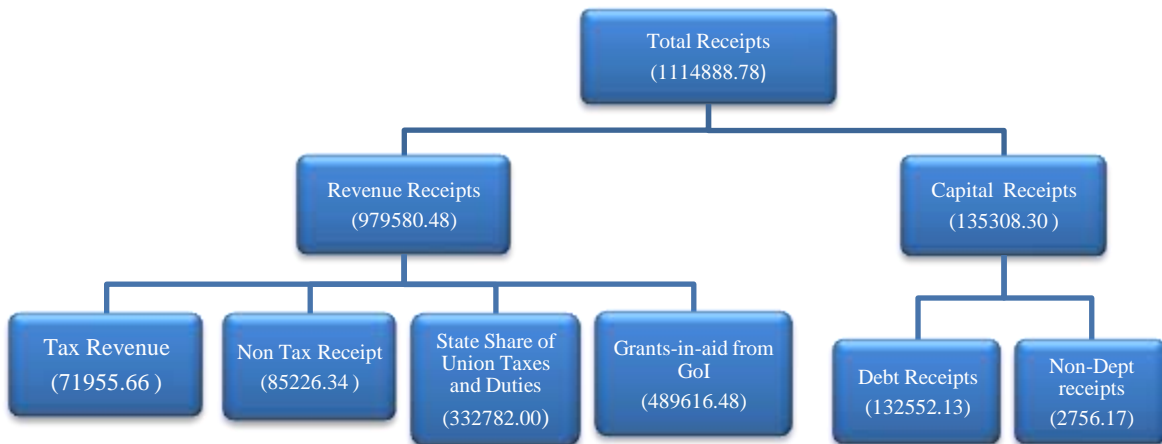
(₹ in lakh)

Actuals 2019-20	Budget Estimates 2020-21	Revised Estimates 2020-21	Major Head of Account	Budget Estimates 2021-22
			PUBLIC ACCOUNT DISBURSEMENTS	
			I. SMALL SAVING PROVIDENT FUND ETC.	
89923.19	94000.00	94000.00	8009 - State Provident Funds	90000.00
1525.41	1750.00	1750.00	8011 - Insurance & Pension Funds	1700.00
91448.60	95750.00	95750.00	TOTAL 'I' SMALL SAVING PROVIDENT - FUNDS ETC.	91700.00
			J - RESERVE FUNDS	
			(a) - Reserve Funds bearing interest	
2168.56	4000.00	4000.00	8121 - General and other Reserve Funds	3500.00
			(b) - Reserve Funds not bearing interest	
	3700.00	3700.00	8222 - Sinking Funds	3304.00
700.00	700.00	700.00	8235 - General & Other Reserve Funds	200.00
2868.56	8400.00	8400.00	TOTAL J - RESERVE FUNDS	7004.00
			K - DEPOSITS & ADVANCES	
			(a) Deposits bearing interest	
21298.48	-	-	8336 - Civil Deposits	-
-	-	-	8338 - Deposits of Local Funds	-
-	-	-	8342 - Other Deposits	-
			(b) Deposit not bearing interest	
141084.61	80000.00	80000.00	8443 - Civil Deposits	100000.00
			8448 - Deposits of Local Funds	-
			8449 - Other Deposits	50.00
			(c) Advances	
839.76	1000.00	1000.00	8550 - Civil Advances	1000.00
163222.85	81000.00	81000.00	TOTAL 'K' DEPOSITS & ADVANCES	101050.00
			L - SUSPENSE AND MISCELLANEOUS	
4074.75	100.00	100.00	8658 - Suspense Account	100.00
	-	-	8670 - Cheque & Bills	-
2773.88			8671 - Departmental Balances	-
1143424.00	885000.00	885000.00	8673 - Cash Balance Investment Account	900000.00
	-	-	8674 - Security Deposits made by Govt.	-
	1000.00	1000.00	8675 - Deposits with Reserve Bank	1000.00
1.68	1.00	1.00	8679 - Accounts with Governments of other Countries	1.00
1150274.31	886101.00	886101.00	TOTAL 'L' SUSPENSE AND MISCELLANEOUS	901101.00
			M - REMITTANCES	
			(a) Money Orders and other remittance	
294900.52	200000.00	200000.00	8782 - Cash Remittances & Adjustments between officers rendering accounts to the same Account Officer	245884.00
			(b) Inter-Govt. Adjustment Account	
			8786 - Adjustment Account between Central and State Govt.	
603.77	500.00	500.00	8793 - Inter-State Suspense Account	500.38
295504.29	200500.00	200500.00	TOTAL 'M' REMITTANCES	246384.38
1703318.61	1271751.00	1271751.00	TOTAL - PUBLIC ACCOUNT DISBURSEMENT	1347239.38
2829569.29	2343251.00	2549413.66	TOTAL DISBURSEMENT - STATEMENT (I+II+III)	2462128.16
-3629.16	1773.36	-66165.62	8999 - Cash Balance (Opening)	0.00
2825940.13	2345024.36	2483248.05	GRAND TOTAL	2462128.16

**Chart No. 1: Composition of Receipts 2021-22 (BE)
(₹ in lakh)**



Chart No. 2: Components and Sub-components of resources 2021-22 (BE) (₹ in lakh)



**Chart No. 3: Composition of Receipts 2021-22 (BE)
(including Public Account Receipts) (₹ in lakh)**

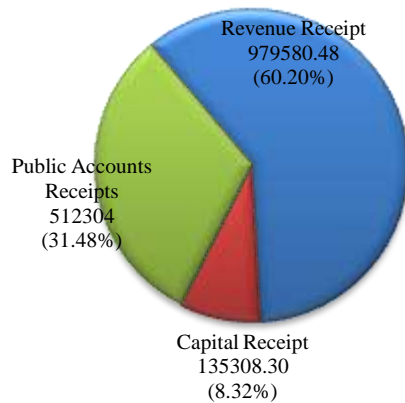


Chart No. 4: Trends showing Share of Components of Total Expenditure 2021-22 (BE) (₹ in lakh)

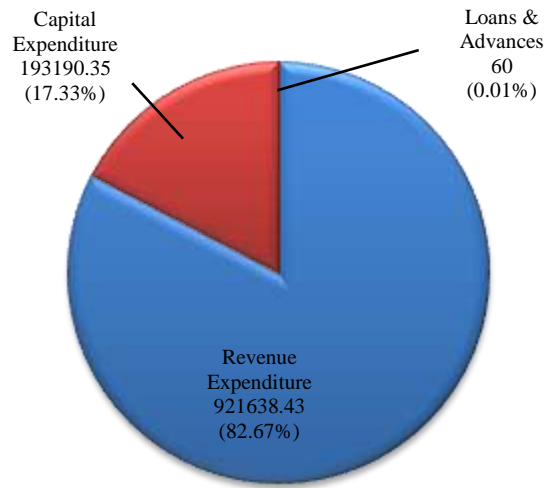
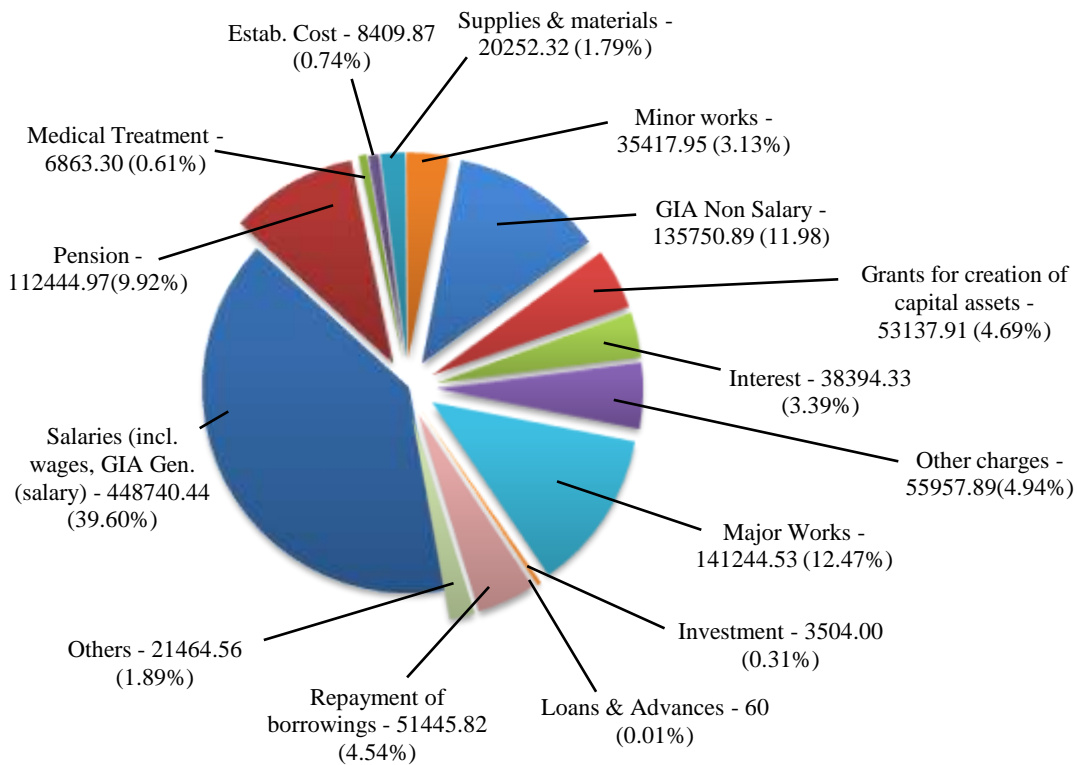
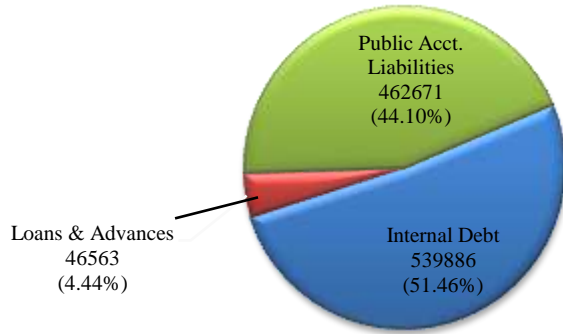


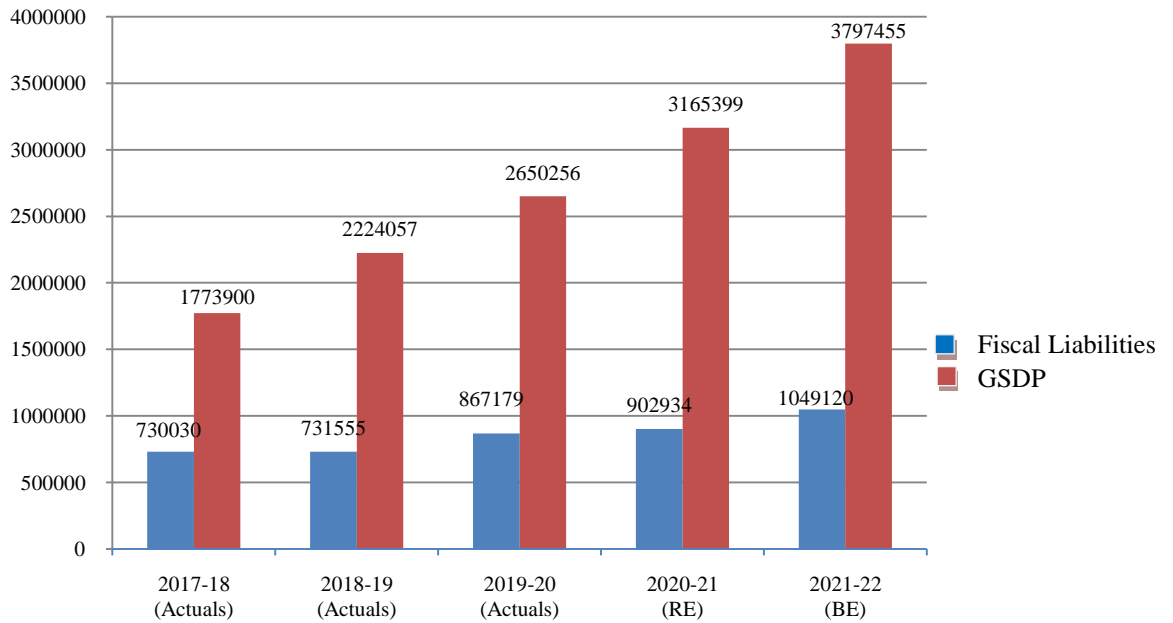
Chart No. 5: Object Headwise Expenditure 2021-22 (BE) (₹ in lakh)



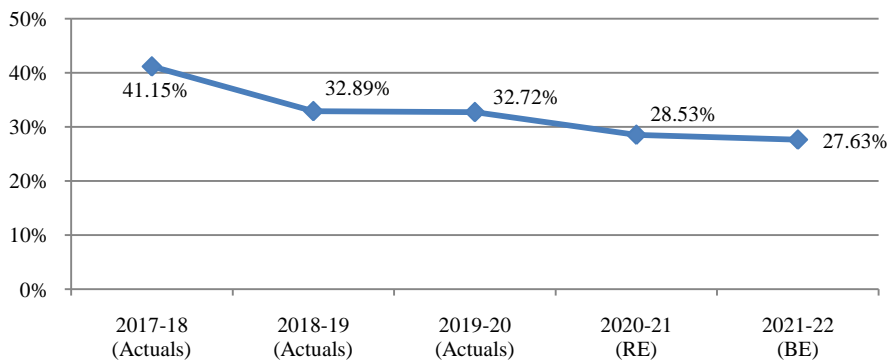
**Chart No. 6: Composition of Outstanding Fiscal Liabilities
2021-22 (BE) (₹ in lakh)**



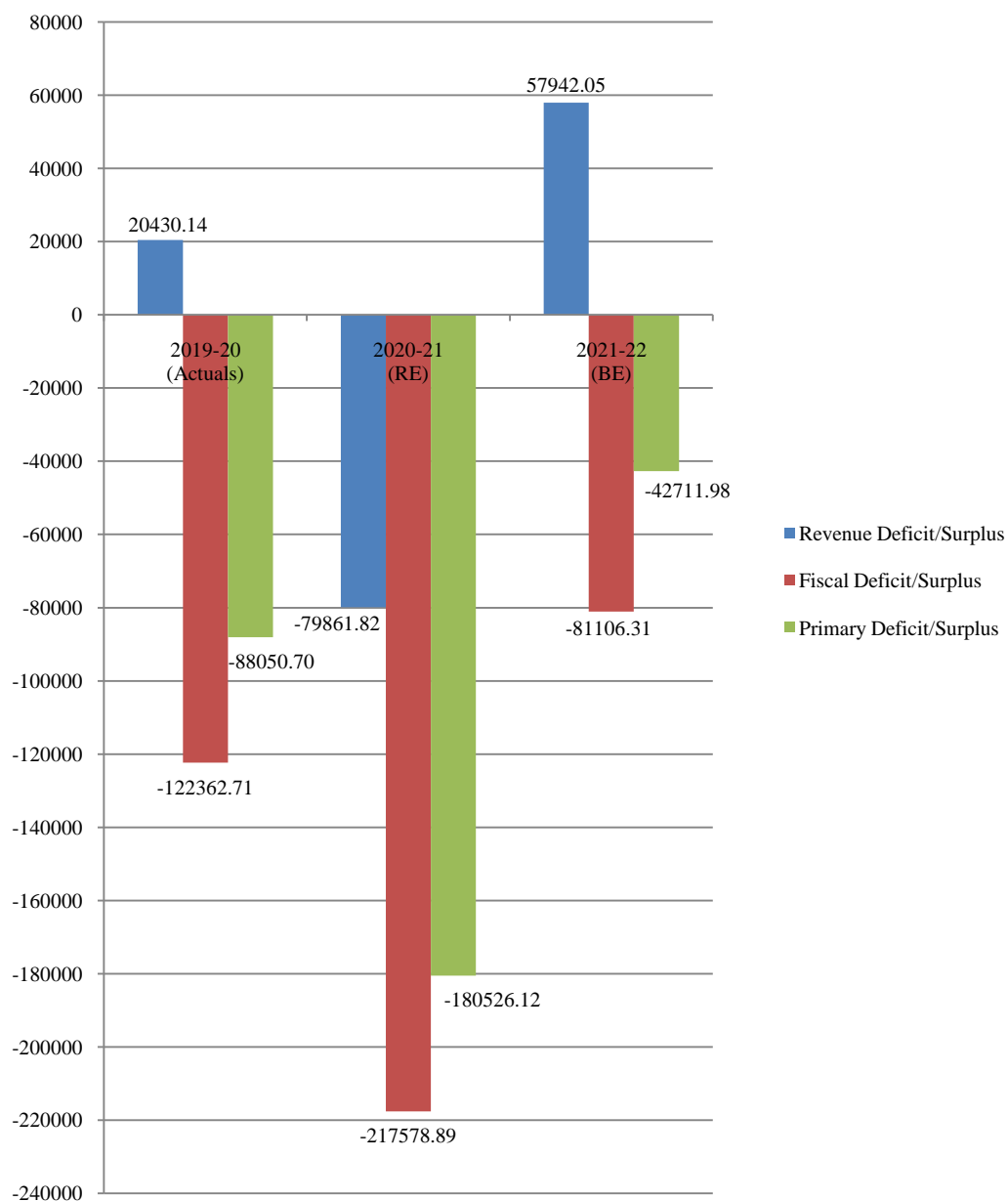
**Chart No. 7: Trend showing Fiscal Liabilities & GSDP
from 2017-18 (₹ in lakh)**



**Chart No. 8: Trend showing Percentage of Fiscal Liabilities
over GSDP from 2017-18**



**Chart No. 9: Trends in Deficit Indicators
(₹ in lakh)**



Indicators	2019-20 (Actuals)	2020-21 (RE)	2021-22 (BE)
Revenue Deficit/Surplus	20430.14	(-) 79861.82	57942.05
Fiscal Deficit	(-) 122362.71	(-) 217578.89	(-) 81106.31
Primary Deficit	(-) 88050.70	(-) 180526.12	(-) 42711.98